



Product overview



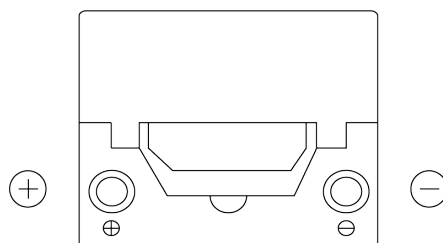
Batteries for Cars

Excell EB505

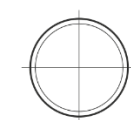


Part number	EB505
Technology	Flooded
EAN/GTIN	3661024034395
Voltage	12 V
Capacity	50 Ah
CCA	360 A
Length	200 mm
Width	173 mm
Height	222 mm
Box size	D20
Polarity	ETN 1
Terminal Type	EN taper post
Hold Down	Korean B1
Weights (subject of variation)	12.90 kg

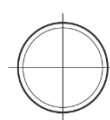
Polarity



Terminal Type



Positive Terminal



Negative Terminal

Hold Down



Design, features and specifications are subject to change without notice. We disclaim any representation or warranty, express or implied, concerning the data or recommendations, and in no event shall be liable for any loss or damage claimed to have arisen as a result. Some products may not be available in your local market.